

## #endPJparalysis: Visual cues for mobilising

Below are visual cues that can be tailored for individual needs and used to encourage patients and residents to walk around their environment.



**10m**



**20m**





**30m**



**40 m**


S








**R**
















**S**









To receive this publication in an accessible format phone **insert phone number**, using the National Relay Service 13 36 77 if required, or email **info@safercare.vic.gov.au**

Authorised and published by the Victorian Government, 1 Treasury Place, Melbourne.

© State of Victoria, Australia, Safer Care Victoria, **Month Year**

**ISBN/ISSN number** (online/print)

Available at [www.safercare.vic.gov.au](http://www.safercare.vic.gov.au)

